



Maternal effect during pregnancy and lactation in rabbits (a review)

¹Zs. Szendrő, ²L. Maertens

¹University of Kaposvár, Faculty of Animal Science, Kaposvár, H-7400 Guba Sándor út 40. Hungary

²Center for Agricultural Research-Ghent, Department of Animal Nutrition and Husbandry, Merelbeke, Belgium

ABSTRACT

Authors summarize the most important knowledge having importance point of view of maternal effect in rabbit. Maternal effects influencing the individual fetuses and the whole litter during gestation are exhibited in body weight at birth, while the degree to which the individual suckling rabbits are supplied with the doe's milk is determined primarily by litter size. The effects of these two factors influencing the production of suckling, growing and adult (does) rabbits, were examined. Results in line with data in the literature able to compensate negative effects basis on birth weight and litter size were also summarized.

(Keywords: rabbit, maternal effect, birth weight, litter size)

ÖSSZEFOGLALÁS

A vemhesség és a laktáció alatti anyai hatás házinyúlban (irodalmi áttekintés)

¹Szendrő Zs., ²Maertens, L.

¹Kaposvári Egyetem, Állattudományi Kar, Kaposvár, 7400 Guba Sándor út 40.

²Center for Agricultural Research-Ghent, Department of Animal Nutrition and Husbandry, Merelbeke, Belgium

Azokat a legfontosabb ismereteket foglalják össze, amelyeknek a házinyúlban az anyai hatás szempontjából jelentősége van. A vemhesség alatti anyai hatást a születési súlyon, illetve az azt befolyásoló tényezőkön, a szoptatás alatti anyai hatást az alomlétszámon, mint az egy nyúlra jutó tejmenyiséget legjobban befolyásoló tulajdonságon keresztül vezetik le. Vizsgálják, hogy a két tulajdonság miként hat a szopós-, a növendék- és az anyanyulak termelésére. A következtetésben irodalmi adatokkal támasztják alá azokat az eredményeket és saját elképzeléseket, amelyek a születési súlyon és az alomlétszámon keresztül érvényesülő negatív hatások ellensúlyozására alkalmasak lehetnek.

(Kulcsszavak: házinyúl, anyai hatás, születési súly, alomlétszám)

INTRODUCTION

In multiparous animal species a number of production traits are influenced by maternal effects prevailing during gestation and the suckling period. Nutrient supply to embryos and fetuses is exclusively dependent upon the mother, but subsequently the level of the milk production of the doe plays a determinant role between birth and weaning. Maternal effects influencing the individual fetuses and the whole litter during gestation

are exhibited in body weight at birth, while the degree to which the individual suckling rabbits are supplied with the doe's milk is determined primarily by litter size. It is generally not possible to distinguish between the maternal effect exerted during gestation and that present during the suckling period, as offspring born in larger litters have lower birth weight than average. In their attempts to suckle, these young rabbits face greater competition from a larger number of littermates.

Major factors affecting birth weight

Breed

The genotypes of both the mother and the foetuses play a decisive role in determining birth weight. When breeds of different body size are crossbred, or their embryos are transferred to does of another breed, the size of the mother exerts a substantial effect on the weight at birth of the offspring. A study similar to the classic experiment performed with Shire horses and Shetland ponies by *Walton and Hammand* (1938) was carried out with rabbits by *Venge* (1953). The main findings of this experiment are summarised in *Table 1*.

Table 1

Growth in large- and small-bodied breeds if born to and reared by their own mother, if transplanted into the other breed as foetuses, and if exchanged when newborn (*Venge, 1953*)

Age (days) (1)	Large breed (2)			Small breed (3)		
	normal birth & rearing (4)	transplanted into smaller breed (5)	exchanged when newborn (6)	normal birth & rearing (4)	transplanted into larger breed (7)	exchanged when newborn (6)
	Body weight, g (8)					
0	70	51	60	41	65	55
7	180	113	145	97	173	110
14	306	160	248	164	287	160
21	390	244	396	220	398	206
28	613	372	561	299	495	329
42	1152	721	1100	517	793	585
56	1573	1232	1402	694	949	709

1. táblázat: A nagy- és a kistestű nyulak növekedése attól függően, hogy saját anyjuk fialta és nevelte őket, vagy az embriókat a másik fajtába ültették, illetve a nyulakat újszülött korban kicserélték

Életkor(1), Nagytestű fajta(2), Kistestű fajta(3), Normál születés és nevelés(4), Kistestű fajtába transzplantálva(5), Újszülött korban kicserélve(6), Nagytestű fajtába transzplantálva(7), Testsúly(8)

Birth weight in the large breed decreased by 27%, while that in the small breed increased by 59%, when the foetuses were transplanted into does of the other breed. The body weight of the doe plays an important role in this effect. The size of her uterus and the degree of nutrient supply to the foetuses (by the effect of blood supply) are

predominant factors. A generally valid correlation is that as the body size of the doe decreases, the weight at birth of her young is also reduced (*Holdas and Szendrő, 2001*). In giant breeds the characteristic weight at birth is 63 to 66 g. In medium-sized, commercial meat rabbit breeds and hybrids, average birth weight is 60 to 65 g but only 55 to 58 g in coloured (medium-sized) breeds and 45 to 50 g in small breeds.

Litter size

A decrease in litter size is accompanied by an increase in average individual birth weight (*Duncan, 1969; Van Den Broeck and Lampo, 1975; Lebas, 1982; Szendrő, 1986; Dim et al., 1990; Garcia-Ximenez and Vicente, 1993; Bolet, 1994; Bolet et al., 1996; Seitz et al., 1998*), as the degree of nutrient supply per foetus during the gestation period is more favourable in does carrying fewer young. Phenotypic correlations of $r=-0.33$ to -0.46 between litter size and individual birth weight have been established (*Krogmeier and Dzapo, 1991; Lampo and Van Den Broeck, 1975; Moura et al., 1991; Polastre et al., 1992; Szendrő, 1993*). It was ascertained by *Szendrő (1978)* that in litters of 6 to 11, where the size of the litter increased by one, mean body weight at birth decreased by 1.9 g. The relation between litter size and birth weight is not a linear one. There are more substantial weight differences among the young in smaller litters than in larger ones.

Kindling number

The number of litters previously produced by the doe, if any, also influences the growth of the foetuses in the uterus. The birth weight of the progeny of nulliparous does is substantially lower than that of the offspring of multiparous does (*Matheron, 1982; Lukefahr et al., 1983; Afifi et al., 1988; Baselga et al., 1992; Vicente and Garcia-Ximenez, 1992; Farghaly, 1996; Nofal et al., 1996; Bolet et al., 1996; Argente et al., 1996a; Hamilton et al., 1997; Eiben et al., 1998, Szendrő et al., 1999*). Studies by *Parigi-Bini and Xiccato (1993)* and *Vasquez et al. (1997)* found birth weight to be 6 to 10% lower in nulliparous than in multiparous does. As does are first mated or inseminated when they reach 75 to 80% of their adult body weight, during their first pregnancy a considerable proportion of the nutrients available is still being used for the development of their own tissues, to the detriment of the foetuses.

Vásquez Martínez et al. (1999) reared the progeny of nulliparous and multiparous does, which were of lower and higher weight respectively, using their own mother or one from the other group. Thus, suckling rabbits of lower or higher birth weight, born to younger or older does respectively, were reared either by a nulliparous doe whose milk production was still at a reduced level or by a multiparous one which produced higher quantities of milk. The effect (both pre- and postnatal) of the original mother (expressed in terms of birth weight) and the foster mother (through its milk production) could be detected up to the age of 12 weeks. The most pronounced differentiation was observed between kits deriving from younger does and those produced by older ones. The birth weight of the young, influenced by the age of the mother, still significantly affects body weight at 3 weeks of age, but this effect diminishes in the course of their development.

In his review, *Xiccato (1996)* provided a comprehensive overview of the energy deficit arising in does during their first pregnancy and lactation, which leads to lower body weight in the first litter. In the final third of the gestation period there is a reduction in protein and fat content within the body of the doe, and also a decline in the transfer of energy to the foetuses. Since the doe also has to devote energy to her own weight gain, it does so partly to the detriment of the foetuses.

Physiological status

When suckling does were compared with non-suckling controls, both groups being inseminated immediately subsequent to parturition, *Fortun et al.* (1993) observed a 20% difference in the weight of the foetuses at d 28, despite the fact that feed intake of the suckling does was 78% higher. In another study non-suckling does and does rearing litters of either 4 or 10 young were compared (*Fortun and Lebas*, 1994). Foetal weights recorded in these three groups were 39.7, 37.5 and 34.9 g, respectively. The above findings provide evidence that when does are concurrently suckling and pregnant, the production of milk has a negative effect on the growth of the foetuses. This effect becomes stronger with increased quantities of milk produced by the doe (i.e., with an increase in the size of the litter she is suckling). Does are not capable of increasing their feed intake to such a degree as to ensure that a sufficient supply of nutrients is available to the foetuses they are carrying. *Lublin and Wolfenson* (1996) obtained evidence that poorer blood supply to the uterus is responsible for this. In their study the uterine blood flow to the maternal placenta decreased by 18% during lactation but increased by 50% in non-pregnant does. This is evident, as there is also substantial blood supply to the mammary glands in lactating does.

Nutrition

Fortun et al. (1994) and *Fortun-Lamothe* (1998) observed a significant decrease in the weight of foetuses carried by does which were subjected to different degrees of feed restriction maintained for various periods during gestation. Based on the processing of a quantity of data from the literature, *Rommers et al.* (1999) ascertained that in most instances the energy level of the diet fed to the doe influences birth weight (higher energy level, greater weight), but no effect is exerted by dietary energy source. *Kamphues* (1985) found that the doe needs to build up an energy reserve in her body during the first half of the gestation period, as there occurs a transfer of energy from the body of the doe to the foetuses within the final week of pregnancy.

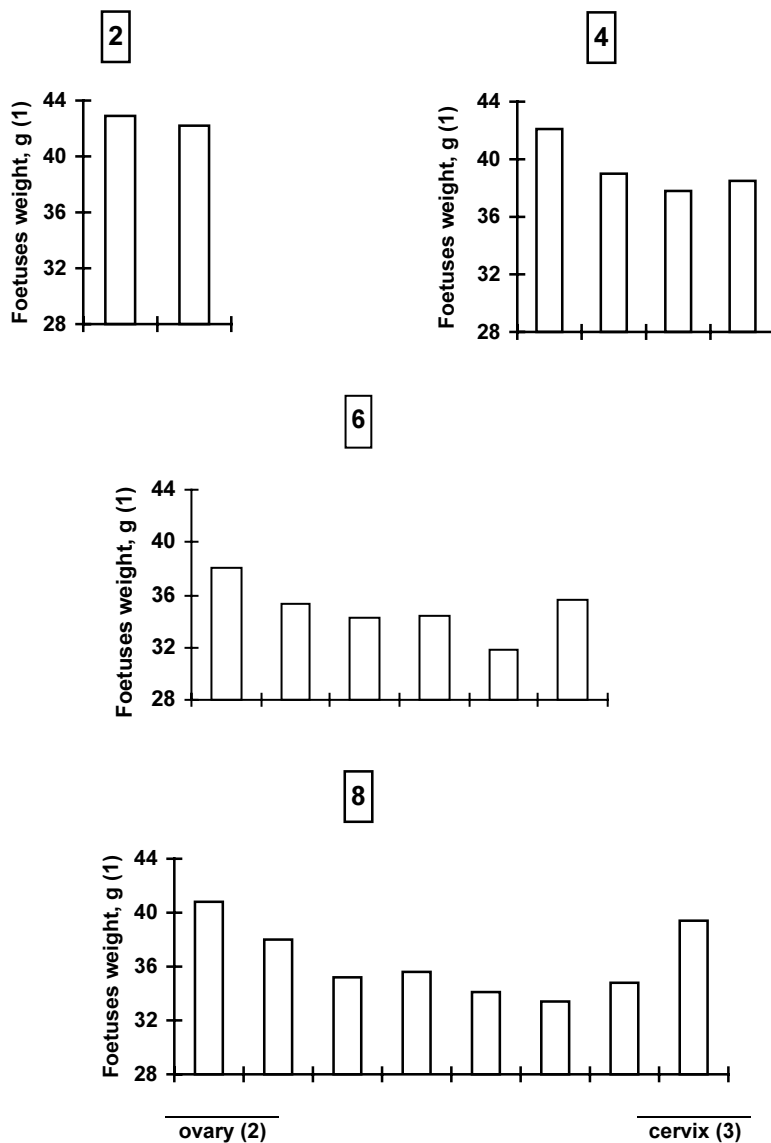
Intrauterine position of foetuses

Duncan (1969), *Lebas* (1982) and *Santacreu et al.* (1994) examined the weight of foetuses at 25 to 28 days in relation to their position within the uterine horn. When between 2 and 7 foetuses were present within a uterine horn, the position nearest to the oviduct was found to be the most favourable. The weight of the foetuses decreased with increasing proximity to the cervix. In addition, *Lebas* (1982) also observed that despite the above tendency, when between 4 and 6 foetuses were present the foetus with the lowest weight was to be found not directly adjacent to the cervix but in the second position away from it. Studies by *Pálos et al.* (1996) revealed that when several foetuses were developing in the uterine horn of intact does, the smallest was situated in the second or third position from the cervix (*Figure 1*). *Poigner et al.* (1998), established that the smallest foetus was always the second from the cervix in unilaterally ovariectomised does.

Lebas (1982) found that the growth of the offspring developing in any uterine horn examined is independent of the number of foetuses present in the neighbouring uterine horn. This is borne out by the findings of studies performed by *Hafez* (1964). However, *Pálos et al.* (1996) ascertained that if the other uterine horn contained more than the average number of foetuses the weight of those in the horn examined was reduced, irrespective of their position.

Fig. 1

The effect of number and position of rabbit embryos in the uterine horn on their weight at 30 days of pregnancy (Pálos *et al.*, 1996)



1. ábra: A 30 napos magzatok számának és méhen belüli elhelyezkedésének hatása testtömegükre

Magzatok súlya, g(1), Petefészek(2), Méhszáj(3)

There may be two main reasons behind the relation between the position of foetuses within the uterus and their weight. One of these reasons is the size of the space available to them, the other being the difference in efficiency of the blood supply to the foetuses in the individual positions. A certain amount of space is also necessary for successful implantation to be achieved. Studies performed by *Hafez* (1964) indicated that implants needed to be 2 mm apart or more to be well spaced. Narrower spaces resulted in neighbouring implants becoming crowded or fused.

The blood supply to the different parts of the uterus also varies (*Duncan*, 1969; *Harel et al.*, 1978). Each uterine horn is supplied with blood from its cranial end by the ovarian artery reaching it from the direction of the ovary, the caudal branch of which forms an anastomosis with the lateral branch of the uterine artery. Hence, the end of the uterine horn nearer to the oviduct in fact benefits from a dual blood supply (*Duncan*, 1969; *Del Campo and Ginther*, 1972; *Waldhalm and Dickson*, 1976), which results in a more favourable supply of nutrients to the foetuses developing here.

Tsutsumi and Hafez (1964) established that the number of maternal arterial vessels penetrating into the maternal placenta varies between 4 and 12, and the number of maternal venous vessels between 1 and 6. *Santacreu et al.* (1994) determined the level of blood supply to individual foetuses on the basis of the number of veins in their vicinity. They ascertained that foetuses at the bottom of the uterus were better irrigated, irrigation being less efficient in those situated slightly higher.

Duncan (1969) demonstrated a very clear correlation between placental weight, foetal weight and placental blood flow. Foetal weight was the highest and placental blood flow the strongest at the ovarian end of the uterus, both decreasing towards the vagina. Depending on the size of the litter under examination, in a number of instances the values recorded for the position nearest to the cervix was found to be slightly higher.

The effect of birth weight on other production traits

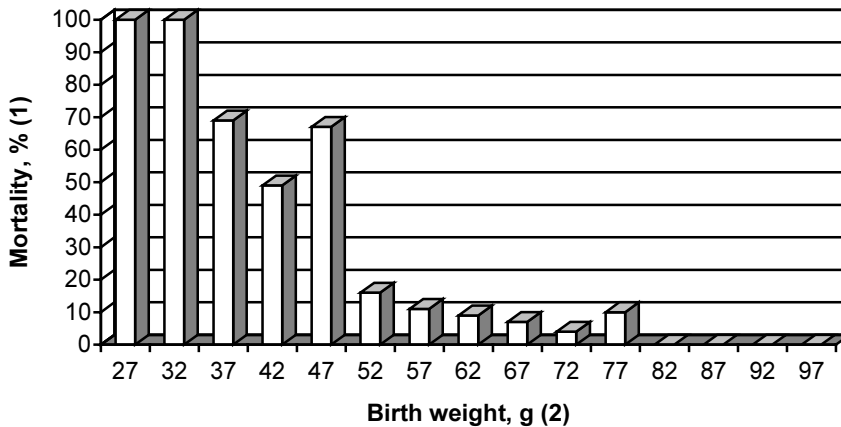
Mortality

Within any given rabbit breed there is a close correlation between the weight of offspring at birth and their viability. Studies performed by *Szendrő* (1978) and *Vicente and Garcia-Ximénez* (1992) revealed that, with reference to medium-sized breeds (New Zealand White and Californian), rabbits born weighing less than 35 g were non-viable when the litters were not equalised (normalised) for weight. However, even among those weighing between 35 and 40 g at birth, only half reached the age of one week. Birth weight below which the chance of survival is at a critical level can be estimated at around 40 to 45 g. In an experiment with New Zealand White rabbits *Szendrő and Barna* (1984) ascertained that acceptable viability (i.e., mortality below 10%) can be anticipated from newborn rabbits weighing more than 55 g (*Figure 2*). *Seitz et al.* (1998) recorded 77% mortality among rabbits weighing less than 30 g and 10% among those weighing more than 70 g.

The higher mortality characteristic of rabbits of low birth weight can be attributed partly to their reduced viability and partly to their low milk intake. This results from the disadvantageous position in which they find themselves in the struggle against their larger littermates for milk during the few minutes spent suckling each day (*Szendrő*, 1993; *Hudson et al.*, 1996; *Xu*, 1996). *Garcia-Ximenez and Vicente* (1991) estimated the number of viable offspring that could potentially be produced per female. In the four lines they examined, the minimum birth weight consistent with survival was between 40 and 45 g.

Fig. 2

**Effect of birth weight on mortality in the first week in suckling rabbits
(Szendrő, 1986)**



2. ábra: A születési súly hatása az első heti elhullásra

Mortalitás(1), Születési súly(2)

It frequently occurs that young rabbits fail to suckle sufficient amounts of milk on odd occasions, but this is not of critical significance from the aspect of their survival unless they also fail to suckle enough on the subsequent day (Lebas, 1975; Hudson *et al.*, 1996).

Weight gain

Low birth weight is unfavourable with respect to weight gain during the suckling period. This can be explained partly by lower weight in itself, and partly by the disadvantageous situation of smaller suckling rabbits in relation to their larger littermates. Studies by Schulte and Hoy (1997) indicated that birth weight was correlated with milk intake ($r=0.43$), daily weight gain ($r=0.52$) and weight at weaning ($r=0.40$). Neither did they find evidence of compensation subsequent to weaning. Thus, even up to the time of slaughter, rabbits were not capable to compensate for any weight lag that may have developed before they switched to solid feed.

Factors influencing litter size

Heritability and selection

The heritability of litter size is characteristically weak, with a h^2 value of around 0.1 to 0.2 (Khalil *et al.*, 1986; Baselga *et al.*, 1992; Ferraz *et al.*, 1992; Krogmeier *et al.*, 1994; Gomez *et al.*, 1996; Cifre *et al.*, 1996; Ferraz and Eler, 1996; Rochambeau, 1997; Pérez-Enciso and Bidanel, 1997). This low h^2 value indicates that the various environmental factors play an important role in determining litter size.

Different research groups have occasionally given diverse assessments of the possibility for selection for increased litter size. Rochambeau *et al.* (1994) and Gomez *et*

al. (1996) expressed the view that rabbit selection oriented towards litter size at birth or at weaning leads to slow but steady genetic progress. On the other hand, a number of researchers are of the opinion that selection for litter size holds out only a meagre hope (Rinaldo and Bolet, 1988; Baselga et al., 1992; Blasco et al., 1994; Argente et al., 1996b). These researchers consider indirect selection to be more expedient. They recommend simultaneous genetic selection for the traits which are components of litter size, but which, taken individually, are more strongly heritable traits than litter size itself (ovulation rate, prenatal mortality and uterine capacity).

The true position probably lies between these two viewpoints. Consequently, in practice alongside litter size it is advisable also to take into account at least one component trait.

Kindling number

The size of the litter produced by a doe at her first kindling is substantially lower than the average number born in subsequent litters (Matheron, 1982; Lukefahr et al., 1983; Szendrő and Varga, 1986; Afifi et al., 1988; Baselga et al., 1992; Vicente and Garcia-Ximénez, 1992; Farghaly, 1996; Nofal et al., 1996; Bolet et al., 1996; Argente et al., 1996a; Hamilton et al., 1997; Eiben et al., 1998). The largest litter size at birth is to be anticipated at the second or third kindling (Van Den Broeck and Lampo, 1975; Szendrő, 1986; Baselga et al., 1992), there after a gradual decrease is observed.

Studies by Matheron (1982) found the mean number of ova released in nulliparous Californian and New Zealand White does to be 2.44 lower than in older does. Alongside higher ovulation rate, higher embryonic and foetal mortality rates are also characteristic of multiparous does (Matheron, 1982; Baselga et al., 1992).

Frequency of kindling

When does are inseminated *post partum* the rate of prenatal mortality also rises in consequence lactation in parallel with pregnancy (Fortun et al., 1993; Fortun and Lebas, 1994). The number of offspring being suckled exerts a negative influence on the growth of the foetuses developing in the uterus (Fortun and Lebas, 1994; Depres et al., 1996; Blasco et al., 1992; Theau-Clément et al., 1996). As a result, in does producing litters in close succession litter size is lower than the size characteristic of less frequent mating, as are both litter weight and individual weight at birth (Szendrő, 1993; Szendrő et al., 1999).

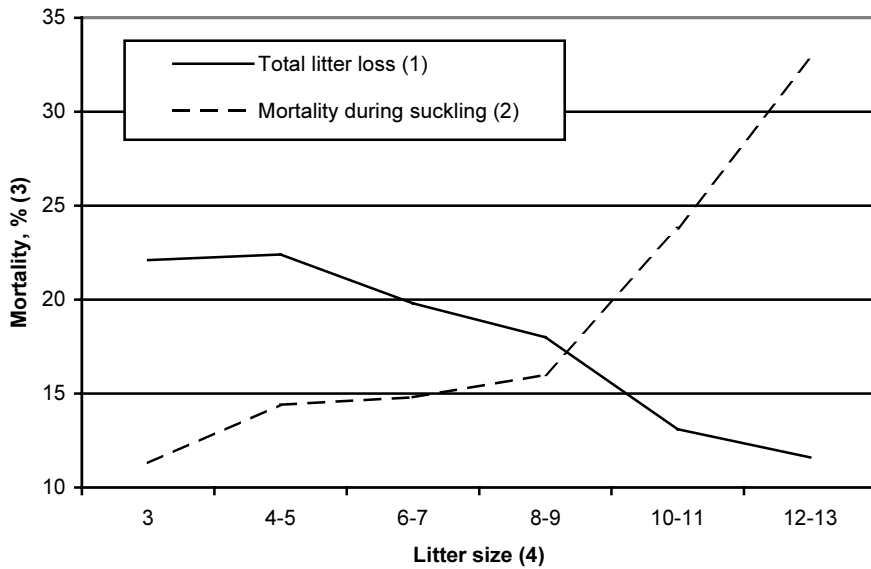
The effect of litter size on certain production traits

Mortality

Argente et al. (1996a), Krogmeier and Dzapó (1991) and Rao et al. (1977) found that the relation between litter size and mortality among suckling rabbits is a very weak one. Neither did Khalil et al. (1986) find evidence of any clear-cut relation between these two parameters. Litter size appeared to exert no influence on the survival of the young. Szendrő (1993) also reported a weak negative correlation, expressing the opinion that the correlation coefficient does not provide a correct portrayal of the relation existing between the two parameters, as increased mortality is observed in both very small and large litters (Maertens and Luzzi, 1995). In small litters total litter loss is a more significant cause of suckling mortality, while in large litters weak viability arising from low birth weight is responsible for increased mortality (Szendrő, 1986) (Figure 3).

Fig. 3

**Effect of litter size at birth on total litter loss and suckling mortality in rabbits
(Szendrő and Barna, 1984)**



3. ábra: Az alomlétszám hatása a teljes alompusztulásra és a szoptatás alatti elhullásra

Teljes alompusztulás(1), Szoptatás alatti elhullás(2), Mortalitás(3), Alomlétszám(4)

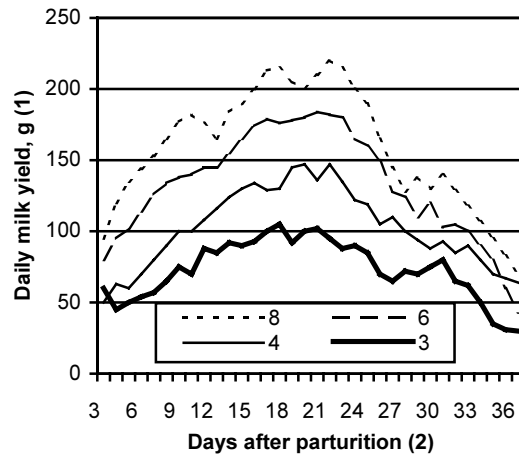
Milk production and milk intake

During the whole lactation period, milk production of rabbit does is higher if litter size is larger (Figure 4). Increase in the number of young in the litter inversely affects the quantity of milk available per suckling rabbit. Young rabbits reared in larger litters have access to less milk, which leads to reduced weight gain (Szendrő, 1993). The correlation between litter size and the amount of milk available per suckling rabbit has been determined at $r=-0.35$ (Lebas, 1975). Ferguson *et al.* (1997) ascertained correlations of $r=-0.46$ in the first week, $r=-0.41$ in the second week and $r=-0.51$ in the third week of lactation. The negative effect exerted on weight gain by increased litter size is detectable particularly up to the age of 3 weeks. It is chiefly after the 10th day of lactation that young rabbits reared in larger litters are at a disadvantage.

In a study involving high production does, Maertens and De Groote (1991) observed the highest weight gain among the young on the 9th day of lactation. Subsequently weight gain decreased up to the point at which the young rabbits began to eat significant quantities of solid feed (Figure 5). This indicates clearly that from the 9th day of lactation the milk production of the doe could no longer meet the requirements of the suckling rabbits for maximal growth.

Fig. 4

Milk production (lactation curve) of rabbit does in relation to litter size
(Torres et al., 1979)

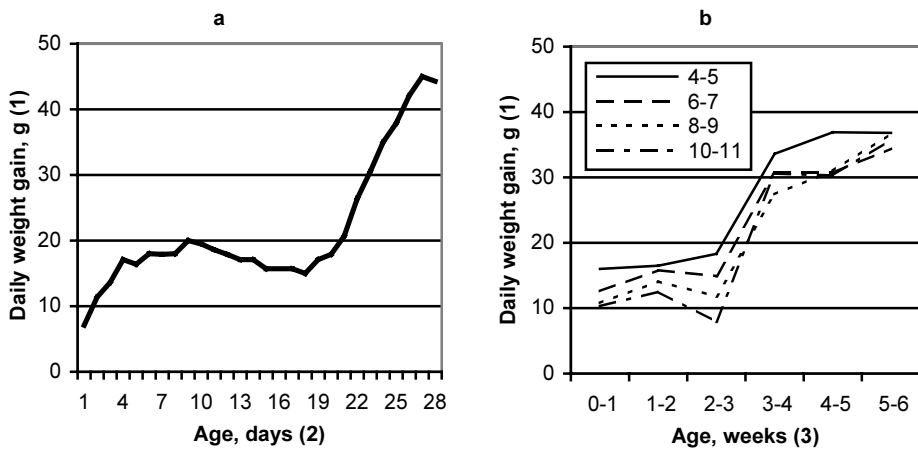


4. ábra: Az anyanyulak tejtermelése (laktációs görbéje) az alomlétszámtól függően

Napi tejtermelés(1), Fialás utáni napok(2)

Fig. 5

Daily weight gain of rabbit kits (a) in relation to litter size (b)
(a: Maertens and De Groote, 1990; b: Szendrő, 1986)



5. ábra: A szopósnyulak napi átlagos súlygyarapodása (a) az alomlétszámtól függően (b)

Napi átlagos súlygyarapodás(1), Életkor, nap(2), Életkor, hét(3)

Szendrő (1986) compared individual weight gain in litters of 4 to 5, 6 to 7, 8 to 9 and 10 to 11 (*Figure 5*). From this comparison it was established that in the third week, taking the weight gain of the litters of 4 or 5 as 100% (18.8 g per day), the other groups achieved weight gain of 79, 63 and 42% respectively. This indicates that pronounced starvation occurs in this period in rabbits reared in larger litters, their growth being limited by the milk production of the doe. *Vicente* and *Garcia-Ximenez* (1992) also established that both the ability of the doe for milk production and competition between suckling rabbits limits the maximum expression of genetically determined ability for growth.

Weight gain and body weight

The relations between litter size and birth weight, between litter size and milk production, and between litter size and the quantity of milk available per suckling rabbit influence the development of body weight among the young. Litter size exerts a positive effect on litter weight and a negative influence on individual weight.

A number of researchers have demonstrated, by means of genetic analysis of weight at weaning, the negative effect of litter size on subsequent weight gain (*Zimmermann et al.*, 1988; *Brun*, 1993; *Brun et al.*, 1992; *Polastre et al.*, 1992; *McNitt* and *Lukefahr*, 1996). This effect has still been detected at the end of the fattening period, at the age of 10 to 12 weeks. On the other hand in terms of weight gain, maternal effect prevailing through litter size can only be detected up to the age of 6 weeks. During the fattening period this maternal effect loses its significance, although neither is there any evidence of compensation (*Blasco et al.*, 1983; *Szendrő*, 1984). *McNitt* and *Lukefahr* (1996) found that the effect exerted on weaning weight by the constant maternal environment is approximately one-third as strong as the effect of litter size. The role of the maternal environment with respect to weight gain during the fattening period is negligible by that time, and the direct genetic effects begin to increase in significance.

Bolet et al. (1996) monitored the effect of the number of embryos developing in the uterine horn (i.e., litter size) up to the age of 11 weeks. Their conclusion was that the lower weight of progeny in large litters, which remains low after birth and weaning, was mainly due to competition for nutrients. The effect of litter size on body weight can be detected even after rabbits have reached slaughter weight. *Rommers et al.* (2000) compared rabbits reared in litters of 6, 9 or 12 and ascertained that the significant difference in weight gain between the litters of 6 and 9, which was found to develop during the suckling period ceased 5 weeks after weaning. However, the weight lag of the litters of 12 only disappeared during the first lactation period. Hence, in absence of the effect of different birth weight (as birth weight corresponded between the groups) the effect of the level of nutrient supply during the suckling period may remain for a long time after weaning.

Doe performance

Babile and *Matheron* (1980) and *Blasco et al.* (1992) observed that the weight of does originating from larger litters was lower at first insemination than that of does from small litters.

The correlation between adult body weight and ovulation rate is a positive one (*Hulot* and *Matheron*, 1979; *Blasco et al.*, 1992). *Khalil et al.* (1986) expressed the view that ovulation rate among does originating from larger litters was lower than that characteristic of their mothers. Thus, if a doe produces a larger litter, her direct female

offspring will give birth to litters that are smaller than the average, and the litters subsequently produced by her granddaughters will again be larger. Thus, with respect to litter size there exists a negative relation between the direct genetic and the maternal effect, and a positive correlation between the direct genetic and the grand-maternal effect (Rouvier *et al.*, 1973).

Babile and Matheron (1980), Szendrő *et al.* (1989), Biró-Németh and Szendrő (1990), and later Tudela *et al.* (1998) established that the number of progeny in the litter in which does were born and reared exerts a negative effect on their subsequent reproductive performance. This means the larger the litter from which the doe originates, the weaker her level of production as an adult. However, Szendrő *et al.* (1989) found that, in contrast with the findings of studies performed on other animal species, in the case of the rabbit there is no strictly regular pattern by which birth into a larger litter would always lead to deterioration in the adult reproductive performance of does. Substantial differences have been encountered between the various genotypes. It has also been observed that does originating from the largest litters are, in most cases, also capable of attaining excellent production results. The above observations are also corroborated by the results of a study performed by Biró-Németh and Szendrő (1990). In a manner similar to that observed in the case of the findings outlined above, these authors observed that when does are born into litters of between 3 and 8 their subsequent performance declines with increase in size of the litter of origin. On the other hand, does originating from litters of nine or more achieve considerably more favourable results than would be anticipated on the basis of the above tendency.

In the above-referred experiments, birth weight of the young was also generally lower in larger litters. Therefore, it is not possible to distinguish precisely which of these two factors was responsible for the effect that prevailed. After rearing young rabbits of identical birth weight in litters of different sizes (6, 9 or 12), Rommers *et al.* (2000) demonstrated that does reared in litters of 12 have not only significantly lower weight when first mated, compared with those reared in litters of 6, but also substantial differences in body composition at first mating. The primary one being lower total body fat content in the does originating from the litters of 12. Nulliparous does reared in litters of 12 produced significantly smaller litters than those reared in litters of 9. Particular weak results were obtained when the first insemination was performed at the age of 141 weeks.

Poigner *et al.* (1999) examined the effects of birth weight and litter size separately. They established that does of low birth weight (39 to 43 g), became significantly more readily pregnant at first insemination, but at subsequent inseminations the pregnancy rate was similar in all the groups. On the other hand, litter size (total born and number at weaning) proved greater for does of high birth weight (63-70 g) when all kindlings were evaluated together. However, in this instance the effect of litter size was not significant.

Conflicting genetic and maternal effects exert influence on the effectiveness of selection for litter size. This is also verified by an experiment of classic status carried out by Falconer (1960), who performed divergent selection for large and small litter size. This selection initially yielded results which were contrary to expectations, the number of young per litter being observed to decrease in the line developed from plus variants, but to increase in the minus variant line. The results of this experiment indicated that in the first generation the negative maternal effect prevailing through litter size during the rearing period counteracted the genetic superiority of the does. The situation changed in the course of the subsequent generations, litter size then developing in accordance with expectations.

CONCLUSIONS

The observations summarised above provide uniform evidence that pre- and postnatal maternal effects exert a substantial influence, primarily through birth weight and litter size, on the production of suckling and growing rabbits. Indeed, under certain circumstances these effects even manifest themselves in the subsequent production performance of does.

Selection

In the selection and crossbreeding of the maternal lines of hybrids, which are increasingly used in the world, a prime objective is to increase litter size. As a result of selection through 17 generations performed in INRA lines, a substantial increase in litter size has been attained, but also, in parallel with this, a similar rate of reduction in the weaning weight of the rabbits produced has been observed (*Rochambeau*, 1998). Other authors (*Khalil et al.*, 1987) have also drawn attention to this phenomenon; they expressed the view that selection for litter size would be accompanied by a decrease in average weaning weight.

The situation is exacerbated by the fact that the energy balance is negative in primiparous suckling does (*Xiccato*, 1996). Higher dietary energy levels do not lead to improvement in foetal survival or growth in primiparous does concurrently lactating and pregnant. The knowledge presently at our disposal suggests that there is no rabbit diet available that has the capacity to remedy the above concerns.

The long-term objectives set should include genetic improvement programmes of such a nature as to take into account not only litter size, but also litter weight (and individual birth weight) in consideration of the uterine efficiency of unilaterally ovariectomised (ULO) does. Similarly, greater emphasis should also be placed on the milk producing capacity of does. Litter weight at 21 days could be the criterion for selection, and selection could be performed simultaneously for quantity of milk produced and for milk composition.

Nutrition

In practice, among the results to be achieved in the future some of the most rapid may be anticipated from adequate nutrition of the doe. In circumstances of more favourable nutrient supply to the doe the degree of nutrient supply to the foetuses and suckling rabbits also improves with the condition of the doe. Based on the processing of a large quantity of literature data *Maertens* (1992), *Xiccato* (1996), *Fortun-Lamothe* (1997) and *Rommers et al.* (1999) all presented an outline of the results achieved from this aspect within the field of nutrition. Many encouraging findings have been made in connection with increase in dietary energy level and also in relation to sources of energy. In some instances an increase in birth weight has been accomplished; in a number of cases improvements of between 7 and 14% in doe milk production have been achieved, while the weaning weight of the offspring has also risen by a similar proportion.

One of the most important areas of future research related to young rabbits could be the development of early or creep feeding. Although young rabbits can also be reared artificially, this procedure has very limited practical feasibility. The expectations of the 'starter kit diet' were summarised in part by *Maertens* and *De Groot* (1991), who emphasised the role of fibre and energy (i.e., fat). So far no success has been achieved with the various forms of milk substitutes available (*Blas et al.*, 1990; *Chmitelin et al.*,

1991; *Ferguson et al.*, 1997). Endeavours should be made to find a means of ensuring that suckling rabbits are able to switch to solid feed at an earlier stage.

A technical concern in the solid feeding of young rabbits is that a solution to the problem of feeding the doe and her suckling offspring separately needs to be found. However, indications have been detected that the doe initiates the young to eat and to drink (*Maertens and De Grootte*, 1990).

One of the potential techniques which could be applied to ensure that suckling rabbits become accustomed to eating solid feed at an early stage is to wean them very early (*Schloutaut and Lange*, 1971; *Ferguson et al.*, 1997; *Piattoni and Maertens*, 1999; *Gyarmati et al.*, 2000; *Szendrő et al.*, 2000 a, b). However, early weaning is accompanied by many concerns related to digestion physiology (decrease in gastric pH, production of digestive enzymes, development of intestinal flora and caecotrophy etc.), housing and welfare.

Fostering

The fostering into smaller litters of rabbits born in larger litters is a long recognised procedure used in practice. A number of accounts of the various methods of fostering have been published (*Roustan et al.*, 1980; *Lebas and Dorche*, 1982; *Pla and Maho*, 1988; *Torres*, 1988). When systematic fostering has been used for the purpose of ensuring that all litters contain 8 suckling rabbits, pre-weaning mortality has been reduced to 5.1% in post partum breeding does (*Maertens et al.*, 1988). When simple fostering is used, the greatest problem is that in most cases young of lower weight from larger litters are introduced into smaller litters with heavier young. This puts the fostered rabbits at a disadvantage in the struggle for the teat (i.e., for milk), which results in great differences in weight within the litter.

A paper by *Poigner et al.* (2000) drew attention to the significance of intra-litter equalisation (normalisation) of weight. In one of the experiments in this study litters were formed with 6, 8 or 10 rabbits of different birth weight in equal ratios (39-70 g). In the other experiment litters of the same sizes were constituted, each consisting of rabbits of only one single weight group (small, medium or large). With increasing birth weight and decreasing litter size, mortality among the young decreased and the daily weight gain of the kits and their weight up to 10 weeks of age increased. Intra-litter homogenisation of birth weight markedly reduced mortality among the young rabbits and SD in live weight within litters.

Intra-litter homogenisation in rabbit breeding sites is often performed at birth, but in some cases weight within litters is balanced during the suckling period. The application of this method serves the purposes of reducing mortality and balancing out weight differences within the stock. However, an aspect not to be neglected is that small rabbits are saved to the detriment of the larger ones, as there is no change in the milk production of the doe. The milk is merely distributed 'more fairly' among the young.

Double suckling

An entirely new possibility was presented by *Hardman et al.* (1970), *Spencer and Hull* (1984) and *Spencer et al.* (1985) when they reared young rabbits with two does in order to model overfeeding in human infants. *McNitt and Moody* (1988), *Szendrő et al.* (1998) and *Gyarmati et al.* (2000) have constructed and run similar experiments.

From the findings of the above studies it can be established that young suckling rabbits are indeed willing to suckle from two does, one in the morning and the other in

the afternoon (or evening). Milk intake in young rabbits suckling twice daily has been found to be 84 to 89% higher than ones suckling only once a day, and consequently those nursed twice daily have been found to gain weight more rapidly (*McNitt and Moody*, 1988; *Gyarmati et al.*, 2000). Weight gain in the first three weeks of life has proven to be 86 to 92% greater than in young rabbits reared in the traditional manner. The absolute difference in body weight that developed remained even after weaning. Indeed, due to the higher feed intake characteristic of double-suckled rabbits after weaning, this difference actually increased and thus these rabbits reached slaughter weight 8 or 9 days sooner than those which had suckled only once a day.

These findings draw attention to the degree to which the quantities of milk produced by rabbit does fall short of the actual requirements of suckling rabbits, and highlight the fact that for this reason the young are unable to express their genetically determined capacity for growth.

The above results were obtained by selling or fostering of the litter produced by one of the does used for double suckling. Thus, two does that had produced litters at the same time reared only one litter between them. This procedure is not suitable for application in practice. Therefore endeavours have been made to devise potential techniques which would enable litters to be reared by two does without the need to abandon one of the two litters produced. After experimentation with a number of possible methods, the most favourable results have been achieved where a doe whose litter had been weaned at the age of 21 or 25 days was used for the second nursing (*Szendrő et al.*, 2000 a,b). In both cases (i.e., after weaning on either date) the young had access to substantially greater quantities of milk. Their weight gain in the first weeks of life improved and the final result was that they reached the slaughter weight of 2.5kg 5 or 6 days sooner.

Further experiments are required for the purpose of examining how the double suckling procedure influences the milk production of does.

In conclusion it can be established that the present available knowledge provides no substantial possibility for reducing maternal effects emerging in foetal life and manifesting itself in the weight of foetuses and newborn rabbits. On the other hand, double suckling or other similar methods can enable to reduce substantially the effect of the limited milk production of the doe.

REFERENCES

- Afifi, E.A., Khalil, M.H., Emara, M.E. (1988). Effect on maternal performance and litter preweaning traits in doe rabbits. *J. Anim. Breed. Genet.*, 106. 358-362.
- Argente, M.J., Sanchez, M.J., Santacreu, M.A., Blasco, A. (1996a). Genetic parameters of birth weight and weaning weight in ovariectomised and intact rabbit does. *Proc. 6th World Rabbit Congress, Toulouse*, 2. 237-240.
- Argente, M.J., Santacreu, M.A., Climent, A., Blasco, A. (1996b). Selection for uterine efficiency in rabbits. *Proc. 6th World Rabbit Congress, Toulouse*, 2. 241-244.
- Babile, R., Matheron, G. (1980). Utilisation d'une composante de l'effet maternel sur la productivité numérique. *Premiers résultats. Sélection et développement, Séance semestrielle, Toulouse*, 43-50.
- Baselga, M., Gómez, E., Cifre, P., Camacho, J. (1992). Genetic diversity of litter size traits between parities in rabbits. *J. Appl. Rabbit Res.* 15. 198-205.

- Bíró-Németh E., Szendrő Zs. (1990). Performance of does reared up in litters of different sizes. Proc. 2. Nyúltenyésztési Tudományos Nap, Kaposvár, 47-51. (*in Hung.*)
- Blas, E., Moya, A., Cervera, C., Fernandez-Carmona, J. (1990). Utilización de un pienso con leche en gazapos lactantes. *Avan. Alimen. Mejora Anim.* 30. 155-157.
- Blasco, A., Argente, M.J., Haley, C.S., Santacreu, M.A. (1994). Relationship between components of litter size in unilaterally ovariectomised and intact rabbit does. *J. Anim. Sci.*, 72. 3066-3072.
- Blasco, A., Baselga, M., Garcia, F. (1983). Análisis fenotípico de caracteres productivos en el conejo para carne. *Arch. Zootech.*, 32. 111-130.
- Blasco, A., Santacreu, M.A., Argente, M.J. (1992). Genetic parameters of ovulation rate, embryo and foetal survival in rabbits. *J. Appl. Rabbit Res.*, 15. 247-254.
- Bolet, G. (1994). Effect du nombre de foetus par corne uterine et de la taille de portée a la naissance sur le poids des lapereaux jusqu'a 11 semaines, apres standardisation des portées. 6^{èmes} Jour. Rech. Cunicole, La Rochelle, 1. 127-135.
- Bolet, G., Esparbie, J., Falieres, J. (1996). Relations entre le nombre de foetus par corne utérine, la taille de portée a la naissance et la croissance pondérale des lapereaux. *Ann. Zootech.*, 45. 185-200.
- Brun, J.M. (1993). Parametres du croisement entre 3 souches de lapin et analyse de la réponse a une sélection sur la taille de portée: caracteres des portées a la naissance et au sevrage. *Génét. Sél. Evol.*, 25. 459-474.
- Brun, J.M., Bolet, G., Ouhayoun, J. (1992). The effects of crossbreeding and selection on productive and reproductive traits in a triallel experiment between three strains of rabbits. *J. Appl. Rabbit Res.*, 15. 181-189.
- Chmitelin, F., Hache, B., Roniller, H. (1991). Aliment de pré-sevrage: intérêt pour les lapereaux et repercussions sur les femelles. *Cuniculture*, 100. 177-180.
- Cifre, J., Baselga, M., Garcia-Ximenez, F., Vicente, J.S. (1996). A study of reproductive and growth traits of a maternal rabbit line founded by selection of hyperprolific does. Proc. 6th World Rabbit Congress, Toulouse, 2. 265-268.
- Del Campo, C.H., Ginther, O.J. (1972). Vascular anatomy of the uterus and ovaries and the unilateral luteolytic effect of the uterus: guinea pigs, rats, hamsters and rabbits. *Am. J. Vet. Res.*, 33. 2561-2578.
- Depres, E., Theau-Clement, M., Lorvelec, O. (1996). Effect of the genotype, day length, season and physiological stage on the reproductive performance of doe rabbits reared in Guadeloupe. *World Rabbit Sci.*, 4. 181-185.
- Dim, N.I., Nasiru, N.I.M., Aduku, A.O., Hassan, W.A. (1990). Effect of frequency of mating in a day on the litter size in Dutch breed of rabbits. *J. Appl. Rabbit Res.*, 12. 250-251.
- Duncan, S.L.B. (1969). The partition of uterine blood flow in the pregnant rabbit. *J. Physiol.*, 204. 421-433.
- Eiben Cs., Kustos K., Kenessey Á, Terenyi E., Virág Gy., Szendrő Zs. (1998). Effect of different feed restrictions during rearing on the does performance (Preliminary results). Proc. 10. Nyúltenyésztési Tudományos Nap, Kaposvár, 63-69. (*in Hung.*)
- Falconer, D.S. (1960). The genetics of litter size in mice. *J. Cell. Comp. Physiol.* New York, 56. 153-167.
- Farghaly, H.M. (1996). Analysis of incidence of pre and post mature gestations in rabbit populations. Proc. 6th World Rabbit Congress, Toulouse, 2. 273-277.
- Ferguson, F.A., Lukefahr, S.D., McNitt, J.I. (1997). Prewaning variables' influence on market traits in rabbits. *J. Anim. Sci.*, 75. 611-621.

- Ferraz, J.B.S., Eler, J.P. (1996). Comparison of Animal Models for estimation of (co)variance components and genetic parameters of reproductive, growth and slaughter traits of Californian and New Zealand rabbits raised under tropical conditions. Proc. 6th World Rabbit Congress, Toulouse, 2. 279-284.
- Ferraz, J.B.S., Johnson, R.K., Van Vleck, L.D. (1992). Estimation of genetic trends and genetic parameters for reproductive and growth traits of rabbits raised in subtropic with animal models. J. Appl. Rabbit Res., 15. 131-142.
- Fortun, F., Prunier, A., Lebas, F. (1993). Effects of lactation on fetal survival and development in rabbit does mated shortly after parturition. J. Anim. Sci., 71. 1882-1886.
- Fortun-Lamothe, L. (1997). Effect of dietary fat on reproductive performance of rabbit does: A review. World Rabbit Sci., 5 (1) 33-38.
- Fortun-Lamothe, L. (1998). Effect of pre-mating energy intake on reproductive performance of rabbit does. Anim. Sci., 66, 263-269.
- Fortun, L., Prunier, A., Etienne, M., Lebas, F. (1994). Influence of the nutritional deficit on foetal survival and growth and plasma metabolites in rabbit does. Reprod. Nutr. Dev., 34. 201-211.
- Garcia-Ximenez, F., Vicente, J.S. (1991). Propuesta de un criterio de valoración de la capacidad uterina namerico en coneja. ITEA Prod. Anim. 87A. 65-71.
- Garcia-Ximenez, F., Vicente, J.S. (1993). Limiting effects of uterine crowding on the number and weight of live pups. Reprod. Nutr. Develop., 33. 69-73.
- Gómez, E.A., Rafel, O., Ramon, J., Baselga, M. (1996). A genetic study of a line selected on litter size at weaning. Proc. 6th World Rabbit Congress, Toulouse, 2. 289-292.
- Gyarmati T., Szendrő Zs., Maertens L., Biró-Németh E., Radnai I., Milisits G., Matics Zs. (2000). Effect of suckling twice a day on the performance of suckling and growing rabbits. Proc. 7th World Rabbit Congress, Valencia. C. 283-290.
- Hafez, E.S.E. (1964). Effects of over-crowding in utero on implantation and fetal development in the rabbit. J. Expl. Zool., 156. 269-288.
- Hamilton, H.H., Lukefahr, S.D., McNitt, J.I. (1997). Maternal nest quality and its influence on litter survival and weaning performance in commercial rabbits. J. Anim. Sci., 75. 926-933.
- Harmand, M. J., Hull, D., Oqesiku I. (1970). The influence of birth weight and nutrition on posnatal growth of rabbits. Biol. Neonate, 16. 306-312.
- Harel, S., Shapira, Y., Hartzler, J., Teng, E.L., Quiligon, E., Meulen, J.P. (1978). Neuromotor development in relation to birth weight in rabbits. Biol. Neonate., 33. 1-7.
- Holdas S., Szendrő Zs., (2001). Breeds of rabbits (in Mihók S., Breeds of domestic animals). Mezőgazda Kiadó, Budapest. (in press.)
- Hudson, R., Schaal, B., Bilko, Á., Altbäcker, V. (1996). Just three minutes a day: the behaviour of young rabbits viewed in the content of limited maternal care. Proc. 6th World Rabbit Congress, Toulouse, 2. 395-403.
- Hulot, F., Matheron, G. (1979). Analyse des variations génétiques entre trois races de lapins de la taille de portée et de ses composants biologiques en saillie post-partum. Ann. Génét. Sél. Anim., 11. 53-57.
- Kamphues, J., (1985). Untersuchungen zum Energie- und Nährstoffbedarf gravider Kaninchen. Züchtungskunde, 57. 207-222.
- Khalil, M.H., Afifi, E.A., Emara, M.E., (1987). Possibility of early direct and indirect selection for doe litter performance of Buscat and Giza White rabbits. J. Appl. Rabbit Res., 10. 88-93.

- Khalil, M.H., Owen, J.B., Afifi, E.A. (1986). A review of phenotypic and genetic parameters associated with meat production traits in rabbits. *Anim. Breed. Abst.*, 54. 725-749.
- Krogmeier, D., Dzapo, V. (1991). Leistungsmerkmalen von Kaninchen der Rassen Weisse Neuseeländer, Helle Grossilber sowie deren reziproker Kreuzungen. *Arch. Geflügelk.*, 55. 158-162.
- Krogmeier, D., Dzapo, V., Mao, I.L. (1994). Additive genetic and maternal effects on litter traits in rabbits. *J. Anim. Breed. Genet.*, 111. 420-431.
- Lampo Ph., Van den Broeck, L. (1975). Der Einfluss der Erbllichkeit einiger Zuchtparameter beim Kaninchen und die Korrelationen zwischen diesen Parametern. *Archiv Geflügelk.*, 39. 208-210.
- Lebas, F. (1975). *Le lapin de chair: ses besoins nutritionnels et son alimentation pratique*. ITAVI, Paris.
- Lebas, F. (1982). Influence de la position in utero sur le développement corporel des lapereaux. 3^{èmes} Journées de la Recherche Cunicule, Paris.
- Lebas, F., Dorche, H., (1982). Adoption et viabilité des lapereaux sous la mere. 3^{èmes} Jour. Rech. Cunicole, Paris.
- Lublin, A., Wolfenson, D., (1996). Lactation and pregnancy effects on blood flow to mammary and reproductive systems in heat-stressed rabbits. *Comp. Biochem. Phys.*, 115. A 277-285.
- Lukefahr, S., Hohenboken, W.D., Cheeke, P.R., Patton, N.M. (1983). Characterization of straightbred and crossbred rabbits for milk production and associative traits. *J. Anim. Sci.*, 57. 1100-1107.
- Maertens, L. (1992). Rabbit nutrition and feeding: a review of some recent developments. Proc. 5th WRSA Congress, Oregon, July 25-30. In *J. Appl. Rabbit Res.*, 15. 889-913.
- Maertens, L., De Groote, G. (1990). Feed intake of rabbit kits before weaning and attempts to increase it. *J. Appl. Rabbit Res.*, 12. 151-158.
- Maertens, L., De Groote, G. (1991). The nutrition of highly productive rabbit does and kits before weaning. *Rev. Agric.*, 44. 725-737.
- Maertens, L., Luzi, F. (1995). Note concerning the effect of PMSG stimulation on the mortality rate at birth and the distribution of litter size in artificially inseminated does. *World Rabbit Sci.*, 3. 57-61.
- Maertens, L., Vermeulen, A., De Groote, G. (1988). Effect of post-partum breeding and litter management on the performances of hybrid does. Proc. 4th World Rabbit Congress, Budapest, 1. 141-150.
- Matheron, G. (1982). Genetics and selection of litter size in rabbit. Proc. 2nd World Cong. Gen. Appl. Livestock Prod., Madrid, 481-494.
- McNitt, J., Moody, G. L. (1988). Milk intake and growth rates of suckling rabbits. *J. Appl. Rabbit Res.* 11. 117-119.
- McNitt, J.I., Lukefahr, S.D. (1996). Breed and environmental effects on postweaning growth of rabbits. *J. Anim. Sci.*, 71. 1996-2005.
- Moura, A.S.A.M.T., Polastre, R., Nunes, J.R.V. (1991). Genetic study of litter traits at weaning in selected rabbits. *J. Appl. Rabbit Res.*, 14. 222-227.
- Nofal, R.Y., Tóth, S., Virág, Gy. (1996). Evaluation of seven breed groups of rabbits for litter traits. Proc. 6th World Rabbit Congress, Toulouse, 2. 335-339.

- Pálos J., Szendrő Zs., Kustos K. (1996). The effect of number and position of embryos in the uterine horns on their weight at 30 days of pregnancy. Proc. 6th World Rabbit Congress, Toulouse, 2. 97-102.
- Parigi-Bini, R., Xiccato, G. (1993). Recherches sur l'interaction entre alimentation, reproduction et lactation chez la lapine. une revue. World Rabbit Sci., 1. 155-161.
- Pérez-Enciso, M., Bidanel, J.P. (1997). Selection for litter size components: a critical review. Génét. Sél. Evol., 29. 483-496.
- Piattoni, F., Maertens, L. (1999). Effect of weaning age and solid feed distribution before weaning on the caecal fermentation pattern of young rabbits. Proc. 11. Arbeitstagung über Pelztier-, Kaninchen- und Heimtierproduktion und Krankheiten, Celle, Ed. Deutsche Vet. Med. Gesellschaft e. v., Giessen, 97-105.
- Pla, M., Maho, J.L. (1988). Adopción de camadas completas de gazapos. ITEA, 19. 34-41.
- Poigner J., Szendrő Zs., Lévai A., Biró-Németh E., Radnai I., Schán É. (1998). The effect of litter size and position of embryos in the uterine horn on the weight of newborn rabbits in unilaterally ovariectomized does. Proc. 10. Nyúltenyésztési Tudományos Nap, Kaposvár, 29-33. (*in Hung.*)
- Poigner J., Szendrő Zs., Lévai A., Radnai I., Biróné Németh E. (1999). Effect of birth weight and litter size at suckling age on performance in does as adults. Proc. 11. Nyúltenyésztési Tudományos Nap, Kaposvár, 27-34. (*in Hung.*)
- Poigner J., Szendrő Zs., Lévai A., Radnai I., Biró-Németh E. (2000). Effect of birth weight and litter size on growth and mortality in rabbits. World Rabbit Sci., 8. 11. 17-22.
- Polastre, R., Moura, A.S.T., Carmel M.J.V. (1992). Estudo de efeitos genéticos sires e materno em características de produção de coelhos selecta. Rev. Sociedade Brasil. Zootec., 21. 855-865.
- Rao, D.R., Sunki, G.R., Johnson, W.M., Chen, C.P. (1977). Postnatal growth of New Zealand White rabbit. J. Anim. Sci., 44. 1021-1026.
- Rinaldo, D., Bolet, G. (1988). Effect of selection for litter size at weaning on reproductive life of female rabbits. Proc. 4th World Rabbit Congress, Budapest, 2. 269-276.
- Rochambeau, de H. (1997). Genetics of the rabbit for meat production: What's new since the World Rabbit Congress held in Budapest in 1988? A review. World Rabbit Sci. 5. 77-82.
- Rochambeau de H., (1998). La femelle parentale issue des sources expérimentales de l'INRA: évolutions génétiques et perspectives. 7^{èmes} Jour. Rech. Cunicole, Lyon, 3-14.
- Rochambeau, de H., Bolet, G., Tudela F. (1994). Long term selection. Comparison of two rabbit strains. Proc. 5th World Congress on Genetics Applied to Livestock Production, Guelph. 19. 257-260.
- Rommers, J.M., Kemp, B., Meijerhof, R., Noordhuizen, J.P.T.M. (1999). Rearing management of rabbit does: A review. World Rabbit Sci., 7. 125-138.
- Rommers, J.M., Kemp, B., Meijerhof, R., Noordhuizen, J.P.T.M. (2001). The effect of litter size before weaning on subsequent body development, feed intake, reproductive performance of young rabbit does. Anim. Sci. (*in press*).
- Roustan, A., Matheron, G., Duzert, R., (1980). Influence de l'adoption sur la mesure de la viabilité naissance sevrage. Proc. 2nd World Rabbit Congress, Barcelona, 343-354.
- Rouvier, R., Pouardieu, B., Vrillon, J.L. (1973). Statistical analysis of the breeding performances of female rabbits: Environmental factors, correlations, repeatability. Ann. Gén. Sél. Anim., 5. 83-107.

- Santacreu, M.A., Climent, A., Argente, M.J., Blasco, A., (1994). Caractéristiques, irrigation sanguine et survie des fetus dans deux lignées de lapin sélectionnées de façon divergent pour l'efficacité utérine. 6^{èmes} Jour. Rech. Cunicole, La Rochelle, 1. 247-253.
- Schlolaut, W., Lange, L. (1971). Untersuchungen über das frühzeitige Absetzen beim Kaninchen. Züchtungskunde, 43. 136-143.
- Schulte, I., Hoy, S. (1997). Untersuchungen zur Saugeverhalten und zur Mutter-Kind Beziehung bei Hauskaninchen. Berliner-Münchener Tierärz. Wochenschr. 110. 134-138.
- Seitz, K., Hoy, S., Lange, K. (1998). Einfluss der Geburtmasse auf Verlustgeschehen und Lebendmassentwicklung Kaninchen. Archiv. Tierzucht, 41. 397-405.
- Spencer, S.A., Hull, D., (1984). The effect of over-feeding newborn rabbits on somatic and visceral growth, body composition and long-term growth potential. Brit. J. Nutr., 51. 389-402.
- Spencer, S.A., Vinter, J., Hull, D. (1985). The effect in newborn rabbits of overfeeding on fat deposition, gross energetic efficiency, and metabolic rate. Pediatric Res. 19. 127-130.
- Szendrő Zs. (1978). Significance of birth weight in point view of rabbit breeding. Állattanyésztés és Takarmányozás, 27. 565-573. (in Hung.)
- Szendrő Zs. (1984). Examination of the live weight and weight gain of growing rabbits in point of view of breeding. Állattanyésztés és Takarmányozás, 33. 355-359. (in Hung.)
- Szendrő Zs. (1986). Examination of production traits of rabbit in point of view of improvement, Ph.D. thesis, Gödöllő. (in Hung.)
- Szendrő Zs. (1993). Examination of effects of some factors on the production of does. DSc thesis, Budapest. (in Hung.)
- Szendrő Zs., Barna J. (1984). Some factors affecting mortality of suckling and growing rabbits. Proc. 3rd World Rabbit Congress, Rome, 166-173.
- Szendrő Zs., Gyarmati T., Maertens L., Radnai I., Biró-Németh E., Matics Zs. (2000a). Production of rabbits nursed with two does. 1. Milk production of does and milk intake of young. Proc. 7th World Rabbit Congress, Valencia, B. 453-460.
- Szendrő Zs., Gyarmati T., Maertens L., Radnai I., Biró-Németh E., Matics Zs. (2000b). Production of rabbits nursed with two does. 2. Weight gain, body weight and mortality of young. Proc. 7th World Rabbit Congress, Valencia, B. 461-468.
- Szendrő Zs., Láng M., Szabó J. (1989). Performance of does in dependence of litter size in which they were born. Állattanyésztés és Takarmányozás, 38. 159-164. (in Hung.)
- Szendrő Zs., Milisits G., Papp Gy., Gyarmati T., Lévai A., Radnai I., Biró-Németh E. (1998). Milk intake and weight gain of rabbits suckled by one or two does. Proc. 10. Nyúltenyésztési Tudományos Nap, Kaposvár, 35-39. (in Hung.)
- Szendrő Zs., Radnai I., Theau-Clément M., Jovánczai Zs., Biró-Németh E., Milisits G. (1999). Some factors influencing the effectiveness of post-partum artificial insemination. Proc. 11. Arbeitstagung über Haltung und Krankheiten der Kaninchen, Pelztier und Heimtiere, Celle, 43-49.
- Szendrő Zs., Varga L. (1986). Age dependent production of does. Állattanyésztés és Takarmányozás, 35. 47-56. (in Hung.)
- Theau-Clément, M., Bencheikh, N., Mercier, P., Belleraud, J. (1996). Reproductive performance of does under artificial insemination use of deep frozen rabbit semen. Proc. 6th World Rabbit Congress, Toulouse, 2. 127-132.

- Torres, A., Fraga, M.J., De Blas, J.C. (1979). Production de lache y mortalidad de los gazapos en la raza neozelandesa. *Ann. Inst. Nac. Invest. Agr.*, 10. 25-30.
- Torres, C. (1988). Effect of the adoption system on rabbit survival rate and reproduction performance. *Proc. 4th World Rabbit Congress, Budapest*, 165-171.
- Tsutsumi, Y., Hafez, E.S.E. (1964). Comparative study on maternal-fetal vascular relationship. *Proc. 5th Intern. Congr. Anim. Reprod. A. I., Trento*, 2. 195-200.
- Tudela, F., Poujardieu, B., Gaüzere, J. M. (1998). Productivité de la lapine: préparation des reproducteurs. *7^{emes} Journ. Rech. Cunicole Fr., Lyon*, 269-271.
- Van den Broeck, L., Lampo, Ph. (1975). Der Einfluß einiger nicht genetischer Faktoren auf die Zuchtresultate des Kaninchens. *Arch. Geflügelk.*, 39. 84-90.
- Vásquez Martínez, R., Petersen, J., Mennicken, L. (1999). Maternale Einfüsse auf die Entwicklung und Leistung von Jungkaninchen. *Züchtungskunde*, 71. (5) 392-403.
- Vásquez, R., Petersen, J., Mennicken L. (1997). Der Einfluss alters der Häsin sowie deren Milchleistung und des Geburtsgewichtes von Jungkaninchen auf deren Entwicklung während der Mastperiode. *Proc. 10th Symposium on Housing and Diseases of Rabbits...*, Celle, 18-23.
- Venge, O. (1953). Studies of maternal influence on the growth in rabbits. *Acta Agric. Scand.*, II, 3. 243-291.
- Vicente, J.S., Garcia-Ximénez, F. (1992). Growth limitations of suckling rabbits. Proposal of a method to evaluate the numerical performance of rabbit does until weaning. *J. Appl. Rabbit Res.*, 15. 848-855.
- Waldhalm, S.J., Dickson, W.M. (1976). Blood flow to the uterine tube (oviduct) of the early pregnant and pseudopregnant rabbit. *Am. J. Vet. Res.*, 37. 817-821.
- Walton and Hammand (1938). The maternal effect on growth and conformation in Shire horse – Shetland pony crosses. *Proc. Roy. Soc.*, 115-311.
- Xiccato, G. (1996). Nutrition of lactating does. *Proc. 6th World Rabbit Congress, Toulouse*, 1. 29-47.
- Xu, H.T. (1996). The behaviour of the rabbit. *Proc. 6th World Rabbit Congress, Toulouse*, 2. 437-440.
- Zimmermann, E., Jaitner, J., Dempfle, L. (1988). Relation between litter size (number weaned) and later body weight gain in the New Zealand White rabbit. *Proc. 4th World Rabbit Congress, Budapest*, 1. 209-214.

Corresponding author (*levelezési cím*):

Zsolt Szendrő

University of Kaposvár, Faculty of Animal Science

H-7401 Kaposvár, P.O.Box 16.

Kaposvári Egyetem, Állattudományi Kar

7401 Kaposvár, Pf. 16.

Tel.: 36-82-314-155, Fax: 36-82-320-175

e-mail: pohnl@mail.atk.u-kaposvar.hu